



Acme Sanitary Ware Co. Ltd.

1/F, Acme Building, 22-28 Nanking Street, Kowloon, Hong Kong
 Tel: 2388 7171 Fax: 2710 8012
 Email: acme@acmesanitary.com.hk
 Website: www.acmesanitary.com.hk



American Standard

PROJECT		REF		REV	ITEM CODE	
LOCATION		DATE			PAGE	

SANITARY WARE SPECIFICATION SHEET

Item Descriptions	American Standard (Thailand) "Mini-Me" Kid back to wall vitreous china washdown horizontal outlet watercloset with white seat & cover; GROHE (Germany) concealed flushing cistern, 1.13M installation height; Skate Cosmopolitan ABS wall plate for pneumatic discharge valve in the vertical orientation during installation; Inlet Set included; complied with BS3402:1969; test report QC2205-001; 3/4.7 & 3.1/4.8 LPF in WELS Grade 1 ; Registration No. WC 21-0153 & WC 21-0134	Illustration/ Drawing   Inlet set 37102SH0
Outlet	H.O. trapway, 190 mm	
Model	TF3210PJ + #4710000-EWT (Toilet bowe and seat) 38732000 (Chrome plated wall plate) 38661000 (Concealed cistern) 37102SH0 (Inlet set)	
Finish	Chrome Plated / Vitreous China	
Manufacturer	American Standard (Thailand) / GROHE Limited	
Supplier	Acme Sanitary Ware Co. Ltd Mr. Eric Wong/ Mr. Wilson Hung	
Contact Tel/Fax	(852) 2388-7171 / (852) 2710-8012	
E-mail	acme@acmesanitary.com.hk	
Website	www.acmesanitary.com.hk	
Skate Cosmopolitan Flush plate for dual flush or start & stop actuation for pneumatic discharge valve AV1 vertical and horizontal installation 156 x 197 mm made of ABS GROHE StarLight chrome finish GROHE EcoJoy technology for less water and perfect flow Rapid SL 3 in 1 set for WC flushing cistern GD 2 with small maintenance access 1.13 m installation height for on-the-wall installations or studded walls powder coated steel frame, self-supporting for dry-cladding, completely pre-assembled with fixed connections for single or rail installation quick adjustment, lockable, fixing material TÜV approved, 2 WC fixing bolts fixing device for ceramic distance of fixing bolts 180/230 mm depth adjustable	inlet and outlet connecting set flushing cistern GD 2, 6 - 9 l adjustment ex factory 6l and 3l pneumatic discharge valve offering 3 modes of operation: dual flush or start/stop or non-interruptible water supply from left/right or back low noise (group I acc. to German Noise Specification), DIN approved insulated against condensation 1/2" water supply connection including integrated angle valve and push fit flexible hose union no tools required for the installation of the inspection shaft incl. protection during construction phase accessories for on-the-wall installation including wall plate Skate Cosmopolitan for dual flush or start & stop actuation vertical and horizontal installation vertical installation, 156 x 197 mm chrome, made of ABS GROHE StarLight® chrome finish 入水中至出水中 = 124mm	

入水中至出水中 = 124mm

* All information of the above is for the reference only. No prior notice is made if any changes.



自願參與用水效益標籤計劃 - 水廁
Voluntary Water Efficiency Labelling Scheme - Water Closets



茲證明


This is to certify that

Acme Sanitary Ware Company Limited

將下列水廁在本計劃內註冊：
has registered the following water closet under this scheme:

牌 子 / Brand	: American Standard
型 號 / Model	: TF3210PJ
種 類 / Category	: Water Closet Pan
原 產 地 / Country or Region Origin	: Thailand

在用水效益標籤上展示的標誌

Symbolic Presentation on the Water Efficiency Label :  滴水點 *Water droplet(s)*

用水效益級別

Water Efficiency Grade : 1

全沖水量

Water Flush Volume (Full) : 4.7 公升/沖廁 *litres/flush*

低沖水量

Water Flush Volume (Reduced) : 3.0 公升/沖廁 *litres/flush*

簽發日期:

Date of Issue: 1 April 2021



水 務 署

Water Supplies Department



水務署署長(張業駒代行)
for Director of Water Supplies

+ 上述水廁具額外節水功能，即：重用洗盥水作沖廁用途。

The above water closet is equipped with additional water saving feature, that is: re-use the water collected from wash basin for flushing purpose.



自願參與用水效益標籤計劃 - 水廁
Voluntary Water Efficiency Labelling Scheme - Water Closets



茲證明
This is to certify that

將下列水廁在本計劃內註冊：
has registered the following water closet under this scheme :

牌 子 / Brand	: Grohe
型 號 / Model	: 38661000 + 42333000 + 38732XXX + 42320000
種 類 / Category	: Water Closet Cistern
原 產 地 / Country or Region Origin	: Germany (WC Cistern & Flushing Valve)

XXX – denotes the code of colour

在用水效益標籤上展示的標誌 <i>Symbolic Presentation on the Water Efficiency Label</i>	: 滴水點 <i>Water droplet(s)</i>
用水效益級別 <i>Water Efficiency Grade</i>	: 1
全沖水量 <i>Water Flush Volume (Full)</i>	: 4.8 公升/沖廁 <i>litres/flush</i>
低沖水量 <i>Water Flush Volume (Reduced)</i>	: 3.1 公升/沖廁 <i>litres/flush</i>

簽發日期:
Date of Issue: 22 March 2021



水 務 署
Water Supplies Department



水務署署長(張業駒代行)
for Director of Water Supplies

+ 上述水廁具額外節水功能，即：重用洗盥水作沖廁用途。
The above water closet is equipped with additional water saving feature, that is: re-use the water collected from wash basin for flushing purpose.



Acme Sanitary Ware Co. Ltd.

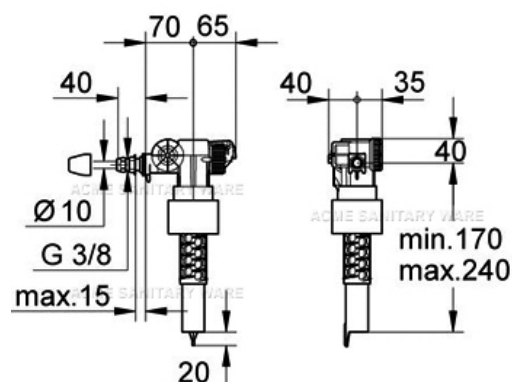
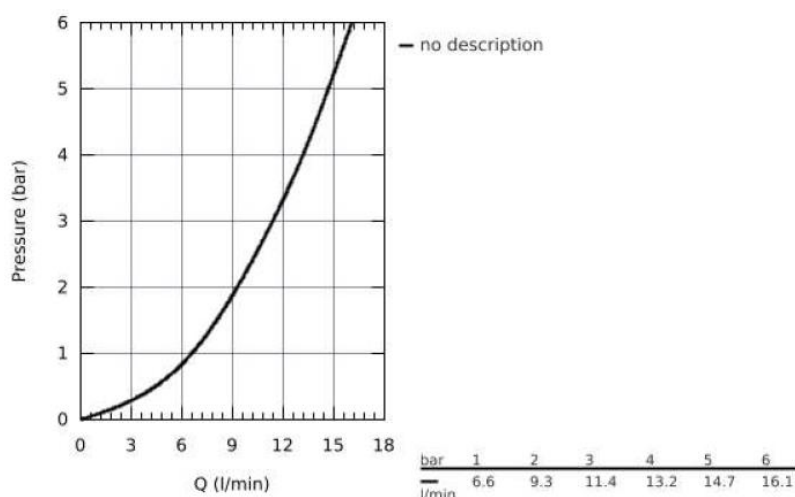
1/F, Acme Building, 22-28 Nanking Street, Kowloon, Hong Kong
Tel: 2388 7171 Fax: 2710 8012
Email: acme@acmesanitary.com.hk
Website: www.acmesanitary.com.hk



PROJECT		REF		REV	ITEM CODE	
LOCATION		DATE			PAGE	

SANITARY WARE SPECIFICATION SHEET

Item Descriptions	GROHE (Germany) Plastic inlet valve	Illustration/ Drawing
Model	37095000	
Finish	Plastic	
Manufacturer	GROHE (Germany)	
Supplier	Acme Sanitary Ware Co. Ltd Mr. Eric Wong/ Mr. Wilson Hung	
Contact Tel/Fax	(852) 2388-7171 / (852) 2710-8012	
E-mail	acme@acmesanitary.com.hk	
Website	www.acmesanitary.com.hk	



Note:

* All information of the above is for the reference only. No prior notice is made if any changes.



水務署
Water Supplies Department

總部 Headquarters

十打道七號入境事務大樓 48 樓

Tower, 7 Gloucester Road, Wan Chai, Hong Kong



本署檔號
Our ref.
來函檔號
Your ref.

/2020 T/J(1065/2020)

電話
Tel.
傳真
Fax. : 2824 0578

6 October 2020



ACME SANITARY WARE

**Approval of "GROHE" Float Operated Valve
(General Acceptance No. C20200864F)**

Your letter ref. WRC/2305 dated 13 August 2020 refers.

Having considered the test report ref. J24281 issued on 30 July 2020 by Nutek Systems (HK) Limited, this Authority accepts that the fitting described below complies with, and its use when correctly installed does not contravene, the Waterworks Ordinance and Regulations.

Name of Manufacturer: Grohe AG

Country of Origin: Germany

Brand: Grohe

Details of Fitting: 3/8" Plastic float operated valve

Model: 37095000

Body Markings: 

Expiry Date: 2 June 2025



Proviso: As the fitting has not been tested for use in contact with water intended for human consumption, the fitting can only be used in flushing water plumbing system.

This Authority hereby permits the use of the above fitting in flushing water plumbing systems subject to full adherence to Waterworks installation requirements. In particular, you are required to draw your customers' attention to the following requirement-

"The flushing volume of the flushing valve should be adjusted to suit the design of the toilet bowl so that wastes can be cleared effectively by a single flush."

"The fitting should be used within the range of working pressures specified by the manufacturer." AND

"The installed fitting should not result in backflow of water that will contaminate the flushing water supply."

A condition of this acceptance is that the fitting to be installed shall be replicas of the sample as certified by the testing agent mentioned above and without modifications. This acceptance may be withdrawn at any time if the standard of the fitting installed fails to meet that of the approved sample or if the fitting is found to be unsuitable for use in flushing water plumbing systems.

For the use of the fitting in any project, the General Acceptance Number of this letter must be quoted as a means of identification of acceptance of the fitting by this Authority.

Should you have any enquiries, please contact our Engineer Mr. Terry KUNG at tel. no. 3583 4086.

Yours faithfully,


(CHAN Chung-kun)

for Director of Water Supplies


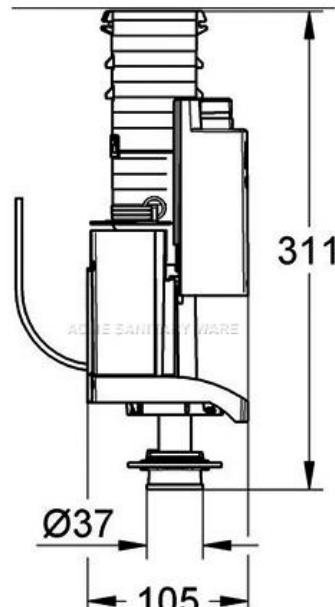
Encl.

c.c. WSD 3321/1/82] - without catalogue
 ME/MC] - with soft copy only



PROJECT		REF		REV	ITEM CODE	
LOCATION		DATE			PAGE	

SANITARY WARE SPECIFICATION SHEET

Item Descriptions	GROHE (Germany) Plastic single top push flush valve	Illustration/ Drawing
Model	42320000	
Finish	Plastic	
Manufacturer	GROHE (Germany)	
Supplier	Acme Sanitary Ware Co. Ltd Mr. Eric Wong/ Mr. Wilson Hung	
Contact Tel/Fax E-mail Website	(852) 2388-7171 / (852) 2710-8012 acme@acmesanitary.com.hk www.acmesanitary.com.hk	
		

Note:

** All information of the above is for the reference only. No prior notice is made if any changes.*



水務署
Water Supplies Department

總部 Headquarters

香港灣仔告士打道七號入境事務大樓 48 樓

7 Gloucester Road, Wan Chai, Hong Kong

本署檔
Our ref.
來函檔號
Your ref.



21/2024 T/J(133/2024)

電話 :
Tel.
傳真 : 2824 0578
Fax.

27 February 2024



Approval of "GROHE" Flush Valve
(General Acceptance No. C20240141F)

Your E-Application [file-id: ETJ-GA-20240206-3] dated
6 February 2024 refers.

Having considered the test report ref. J29467 issued on 4 January 2024 by Nutek Systems (HK) Limited; this Authority accepts that the fitting described below complies with, and its use when correctly installed does not contravene, the Waterworks Ordinance and Regulations.

Name of Manufacturer: Grohe AG
Country of Origin: Germany
Brand: Grohe
Details of Fitting: 37mm Plastic dual flush valve
Model: 42320000
Body Markings: 
Expiry Date: 19 December 2028



Proviso: As the fitting has not been tested for use in contact with water intended for human consumption, the fitting can only be used in flushing water plumbing system.

This Authority hereby permits the use of the above fitting in flushing water plumbing systems subject to full adherence to Waterworks installation requirements. In particular, you are required to draw your customers' attention to the following requirement-

"The flushing volume of the flushing valve should be adjusted to suit the design of the toilet bowl so that wastes can be cleared effectively by a single flush."

"The fitting should be used within the range of working pressures specified by the manufacturer." AND

"The installed fitting should not result in backflow of water that will contaminate the flushing water supply."

A condition of this acceptance is that the fitting to be installed shall be replicas of the sample as certified by the testing agent mentioned above and without modifications. This acceptance may be withdrawn at any time if the standard of the fitting installed fails to meet that of the approved sample or if the fitting is found to be unsuitable for use in flushing water plumbing systems.

For the use of the fitting in any project, the General Acceptance Number of this letter must be quoted as a means of identification of acceptance of the fitting by this Authority.

Should you have any enquiries, please contact our Engineer Mr Albert CHOW at tel. no. 3583 4086.

Yours faithfully,



(Terry KUNG)

for Director of Water Supplies

Encl.

c.c. WSD 3321/1/82] - without catalogue
ME/MC] - with soft copy only



Link to Good Living

LIXIL (Thailand) Public Company Limited

TF3210PJ = 3210PJ-WT

Quality Control and Reliability Laboratory Department



Vitreous China Test Report

Test Title: Testing of Toilet
Standard Ref: BS 3402:1969
Report No: QC 2205 -001
Test Date: 26th May 2022
Model No: 2210-WT-2 & 3210PJ-WT
Description: Mini Me 2PC Toilet & Mini Me Horizontal Bowl
Brand: American Standard
Brand Marking: 
Manufacture: Lixil (Thailand) Public Company Limited
Country origin: Thailand

Summary Report

No.	Items	Remark
1	Appearance(Visual Inspection)	Coformance
2	Water Absorption	Coformance
3	Crazing	Coformance
4	Chemical Resistance	Coformance
5	Resistance to staining and burning	Coformance
Overall Results		Coformance

Approved By


MR. Narongchai Thokaew
Leader Quality Control Plant Rangsit, Fixture




Link to Good Living

LIXIL (Thailand) Public Company Limited

Quality Control and Reliability Laboratory Department

Results (Apply only to samples test)

Report No QC 2205 -001

1. Visual Inspection

BS 3402: 1969 CL.5.1,5.4 & Table 2

Location	Blemish or defect	CI 5.3 & table 3 Requirement Presence of defect	Remark
General	Wavy finish	None on all visible surfaces	Coformance
	Warpage	Warpage of slab out of horizontal plane not to exceed 6mm on all sizes(warpage of backs of wash basins which are attached to the wall not to exceed 3mm)	Coformance
	Discoloration	None on all visible surfaces	Coformance
Service space, top of slab, inside of bowl, front of fascia	Spots, blisters and pinholes	A total of not over two ;no grouping; for coloured appliances, no blisters are permitted and pinhole limited to one	Coformance
	Bubbles and specks	A total of not over four; no grouping	Coformance
	Polishing marks	One only; none permitted for coloured fixtures	Coformance
Face of internal back and sides	Spots, blisters and pinholes	Once only on back or on either side; a total of not over three	Coformance
	Bubbles and specks	A total of not over four; no grouping	Coformance

3. Water Absorption

BS 3402:1969 Cl.6

Water absorption(%) Requirement		Sample	Required	Remark
1	Greatest individual value(0.75Max)	0.15	≤ 0.75	Coformance
2	Arithmetic mean(0.50Max)	0.12	≤ 0.5	Coformance

4. Crazing

BS 3402:1969 Cl.7

Method	Sample	Reiured	Remark
Saturated steam pressure 0.33~0.35(MN/M ²)	0.35	0.35	Coformance
Duration 10(hr)	10	10	Coformance
No Crazing	NII	NII	Coformance

5. Chemical Resistance

BS 3402:1969 Cl.8

Chemical	Strength of solution(%)	Time(hr)	Temperature(°C)	Sample	Required	Remark
Acetic acid	10	16	100	Nil	Nil	Coformance
Citric acid	10	16	100	Nil		Coformance
Detergent	See note 1	48	60	Nil		Coformance
Hydrochloric acid	See note 2	48	20	Nil		Coformance
Sodium hydroxide	5	0.5	60	Nil		Coformance
Sodium stearate	0.15	48	60	Nil		Coformance
Sulphuric acid	3	16	100	Nil		Coformance

Note:

1.This consists of an aqueous solution containing 0.04%(wt/vol)of a condensation product of nonylphenol with 8~10 molecules of ethylene oxide. A suitable solution which contains 0.15%(wt/vol)of the product is obtainable commercially under the trade name"Lissapol N".

2.This solution consists of equal volumes of water and of hydrochloric acid of specific gravity 1.18

6.Resistance to staining and burning

BS 3402:1969 Cl.9

Chemicals		Staining and burning		Remark
		Sample	Required	
Chemical treatment	Methylene blue	Nil	Nil	Coformance
	Sodium hypochlorite	Nil		Coformance
	Hydrogen peroxide	Nil		Coformance
	Amyl acetate	Nil		Coformance
	Iodine in ethanol	Nil		Coformance
Cigarette treatment		Nil		Coformance

Fixure



Note : 2210WT-2 Not include toilet seat , 3211PJ-WT toilet bowl only

1/6 Moo 1, Phaholyothin Road Km 32, Tambon Khlong Nueng Amphur Khlong Luang, Pathumthani 12120, Thailand